

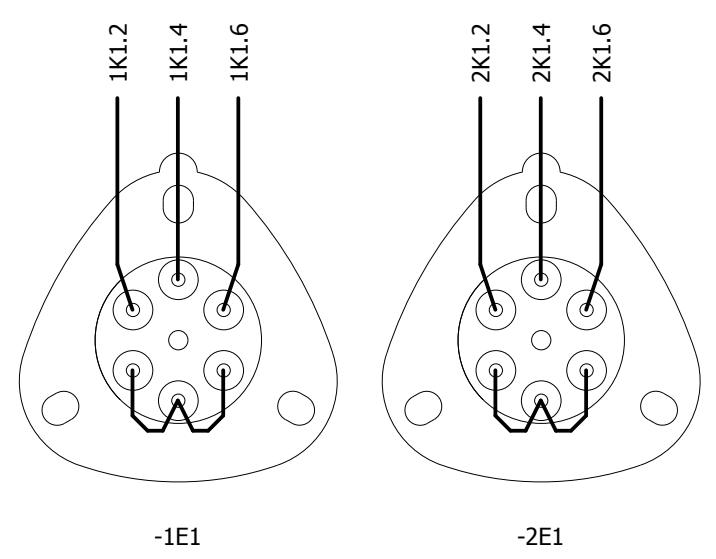
400V/50Hz/3/N/PE
 Version A : 16.7kW 27.0A
 Version B : 10.5kW 18.0A
 EINSPEISUNG
 SUPPLY
 ALIMENTATION

3.3kW
 4.8A
 TANKHEIZUNG
 TANKHEATING
 CHAUFFAGE BAC

2 x 6.2kW
 2 x 8.9A
 ERHITZER
 BOOSTER
 SURCHAUFFEUR

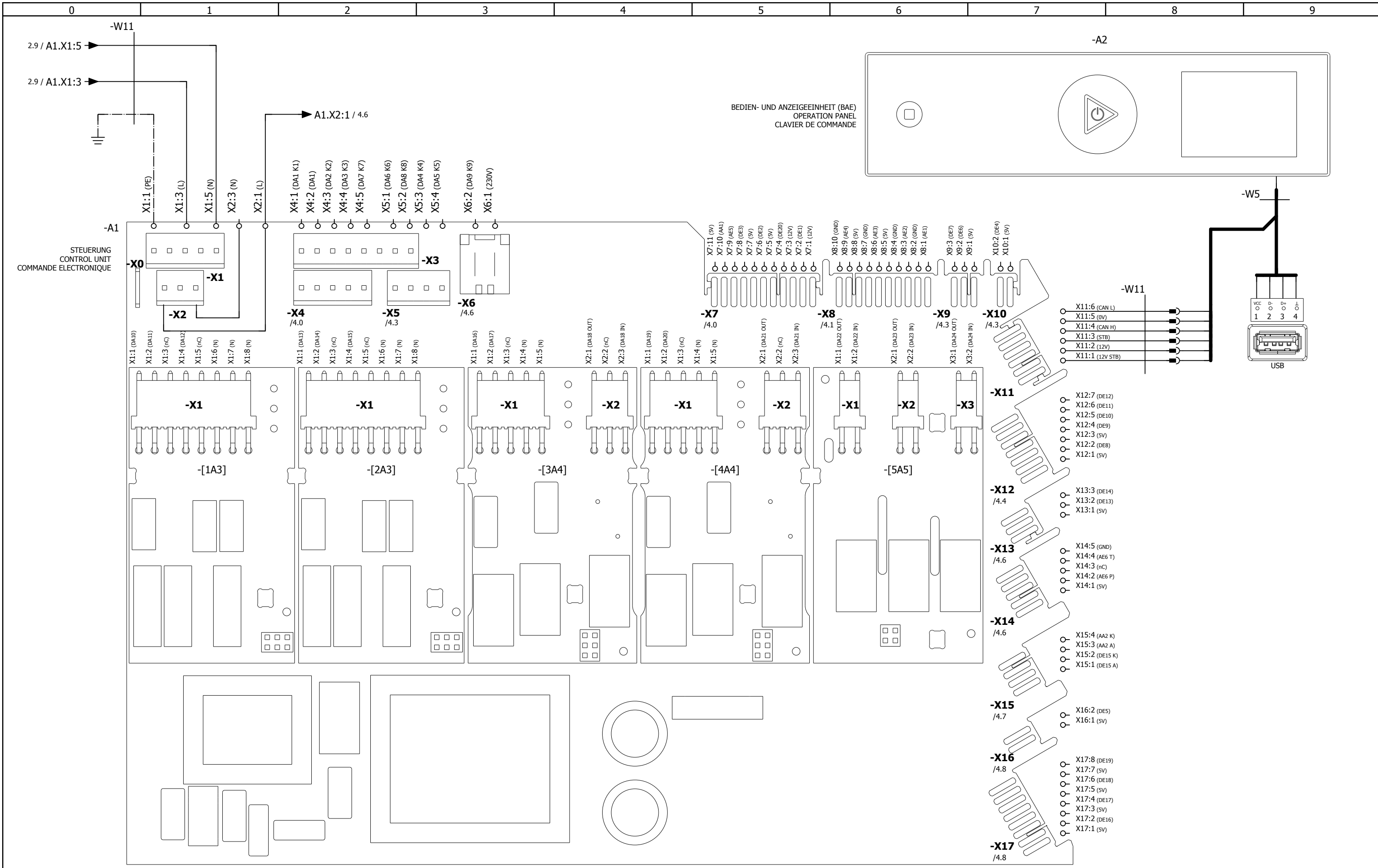
0.73kW
 3.2A
 WASCHPUMPE 1 LINKS
 WASHPUMP 1 LEFT SIDE
 POMPE LAVAGE 1 GAUCHE

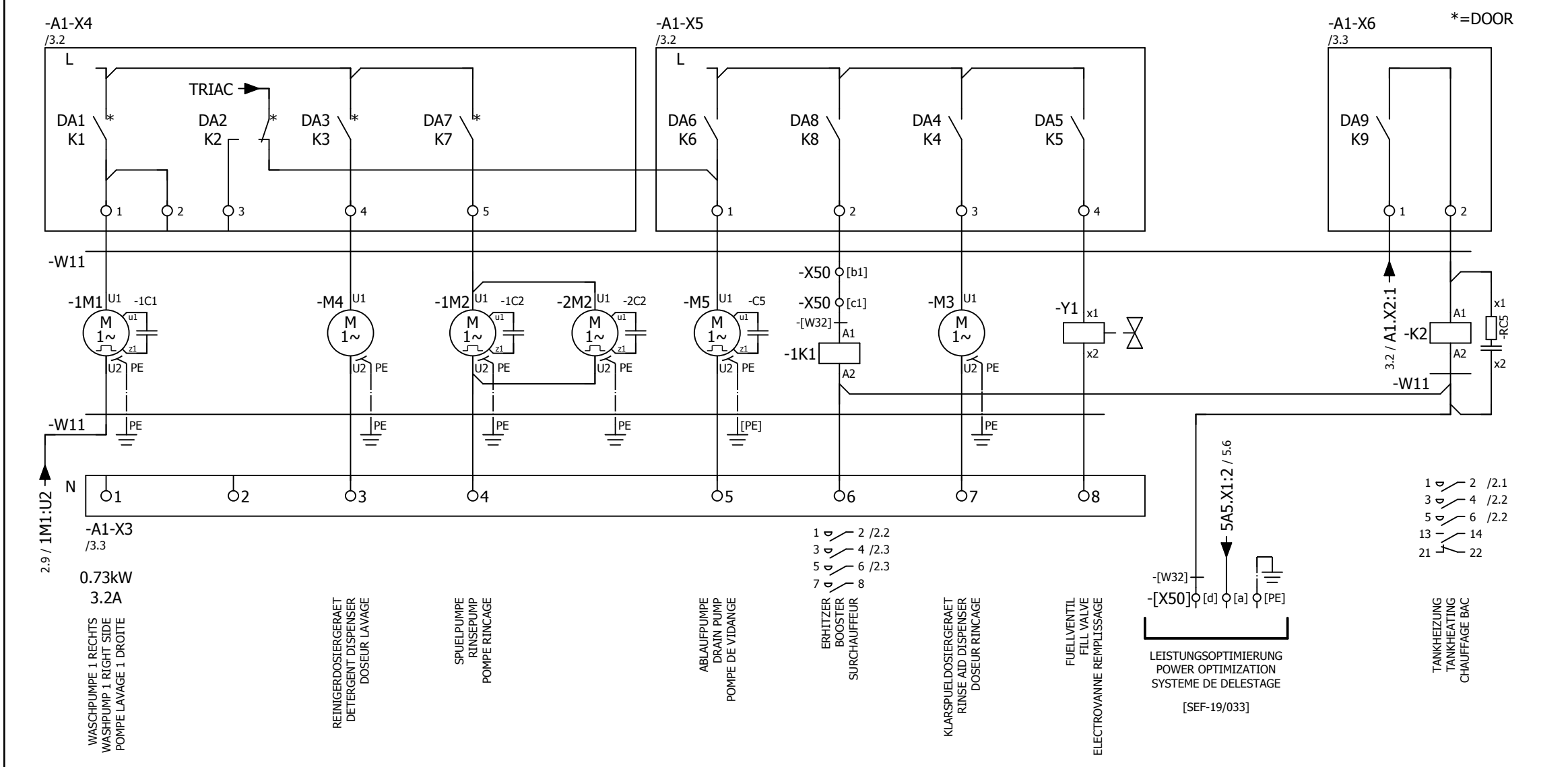
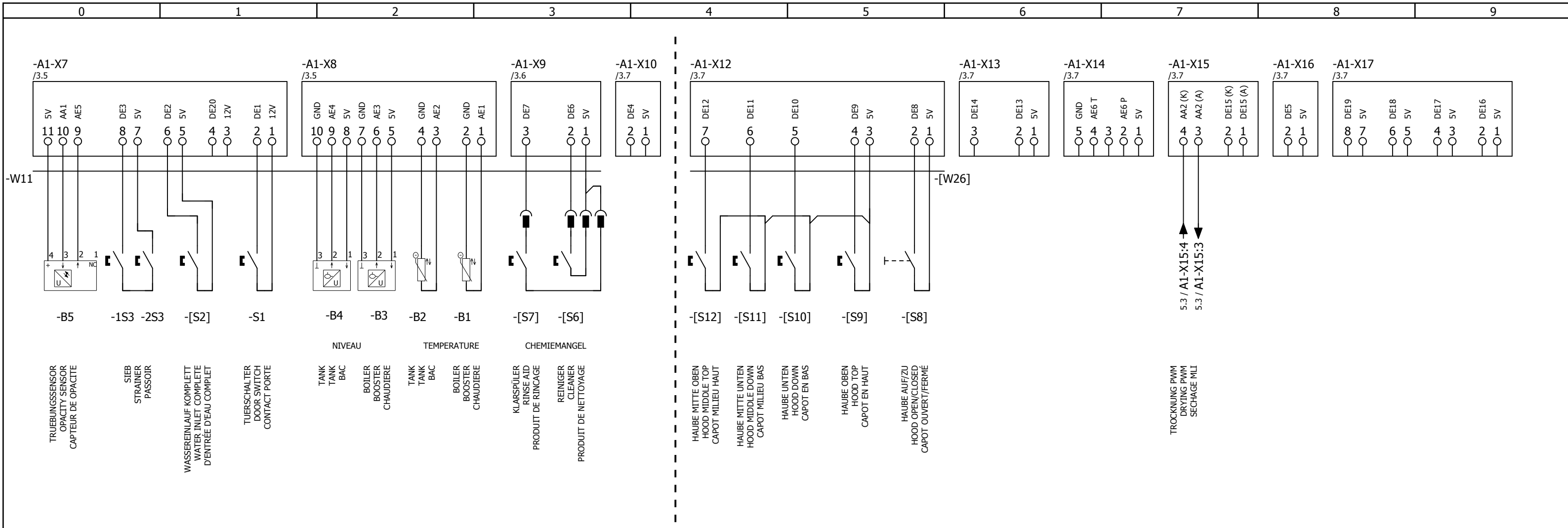
AENDERUNG DER ANSCHLUSSKONFIGURATION ERFORDERT GEBEENENFALLS ANPASSUNG DER SOFTWARE-PARAMETER
 CHANGING OF SUPPLY-CONFIGURATION REQUIRES MODIFICATION OF SOFTWARE-PARAMETER
 UNE MODIFICATION DE LA CONFIGURATION DE CONNEXION ENTRAÎNE ÉVENTUELLEMENT UN AJUSTEMENT DE PARAMÈTRES DANS LE LOGICIEL

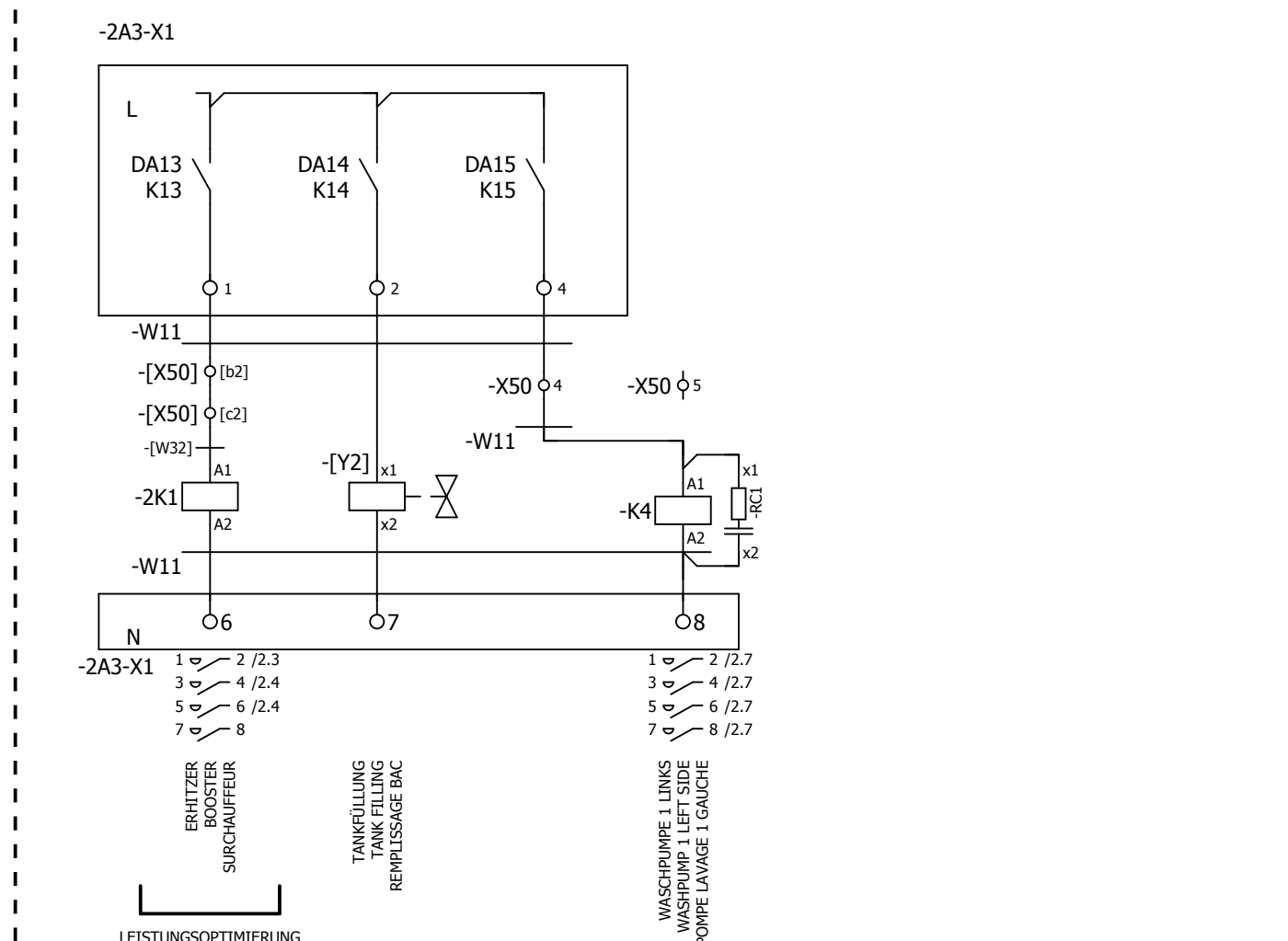
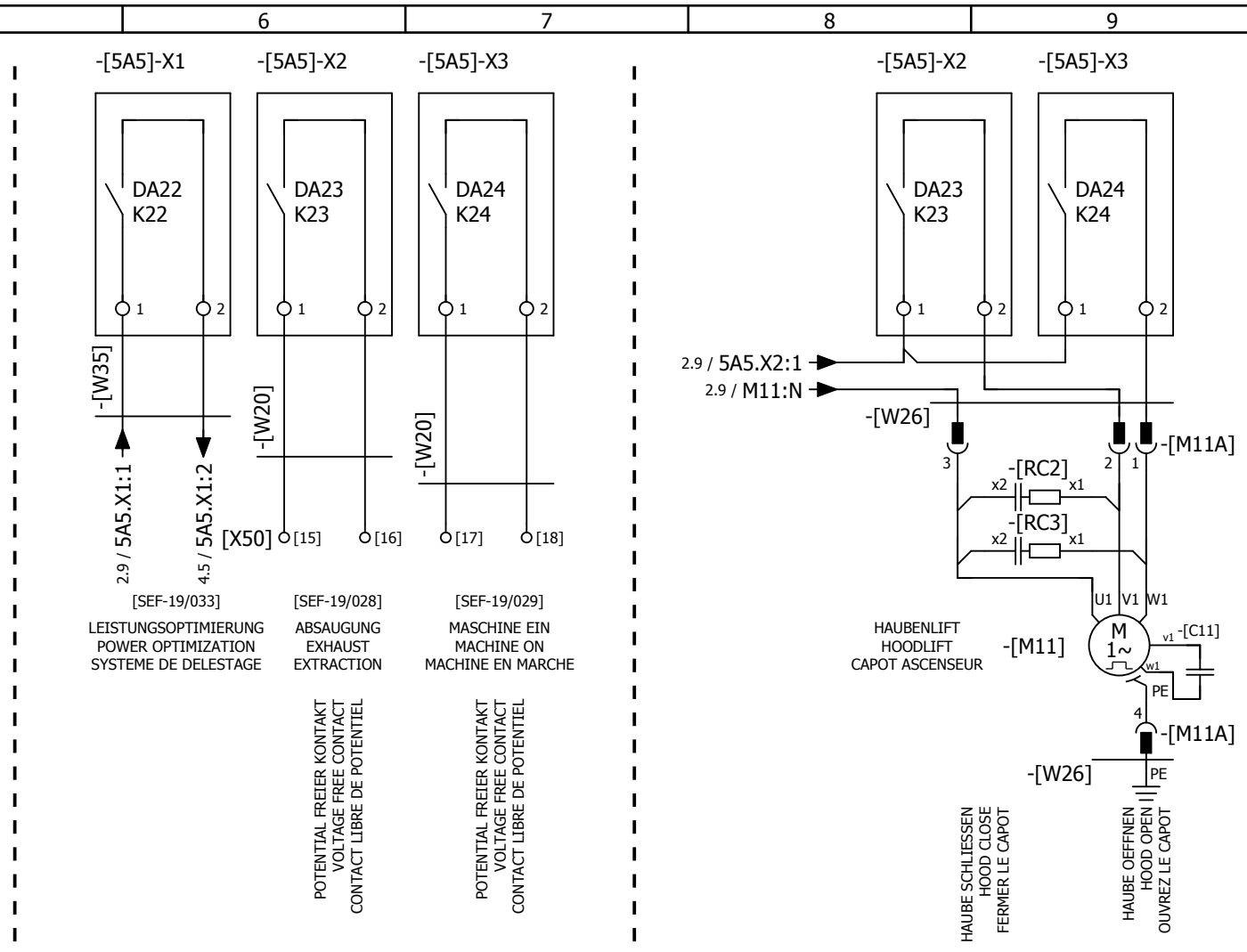
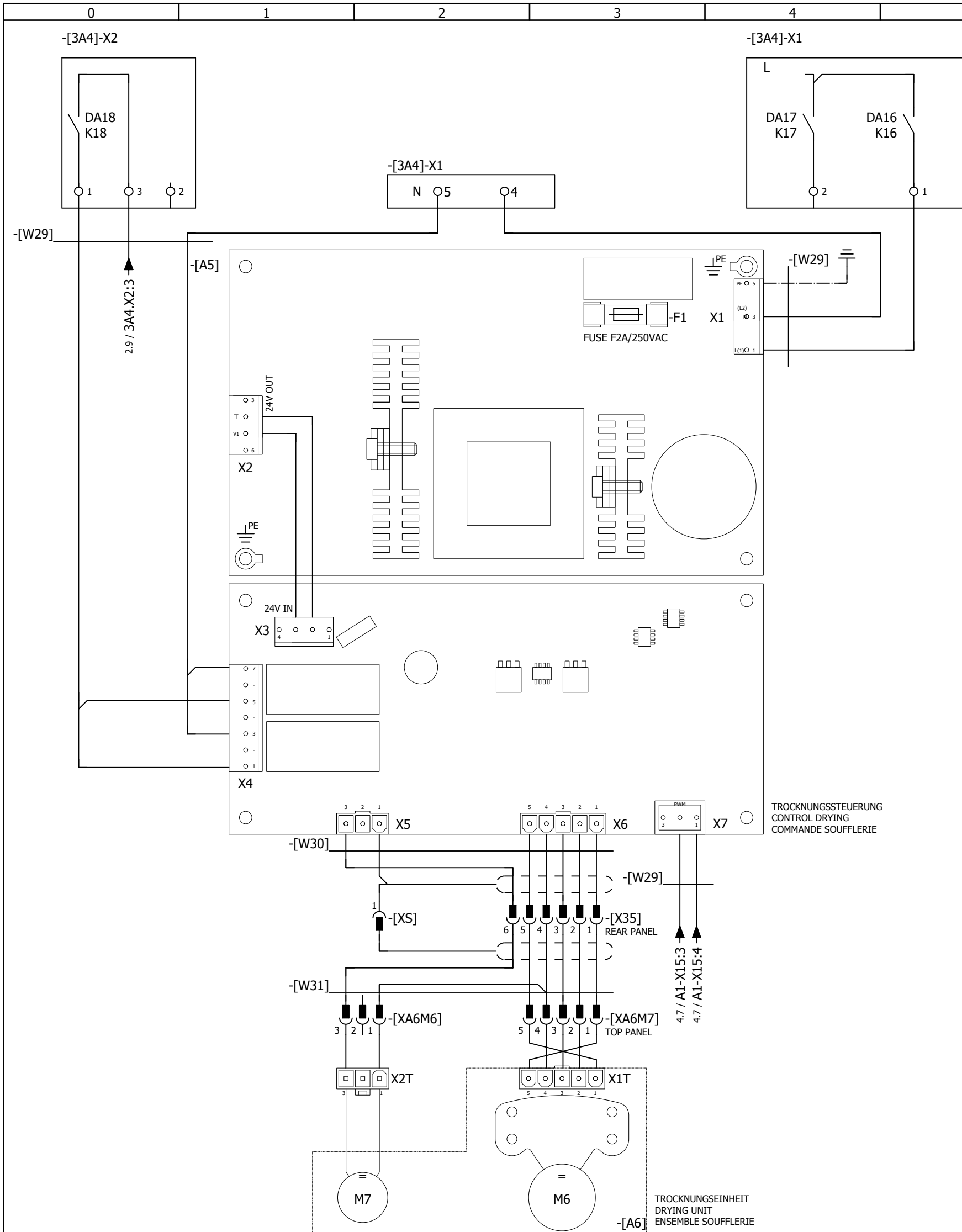


VERSION A/B

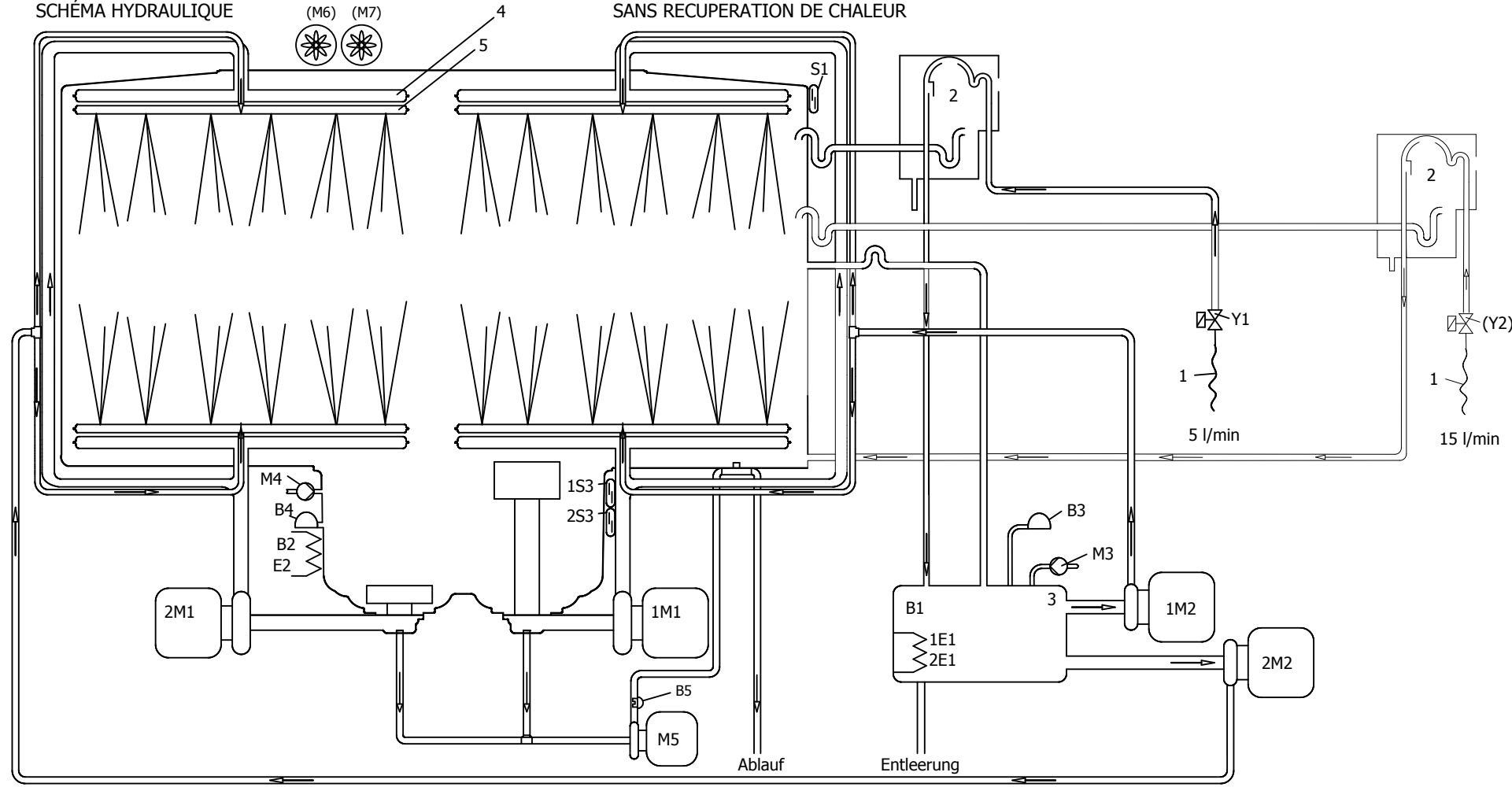
GEZ. VON DWN. BY DESSINE	A.Levaray	DATUM DATE DATE	20.02.2019	SEITE SHEET FEUILLE	2 OF DE	VON OF DE	11
			04-015600-002		INDEX INDICE REV.		D





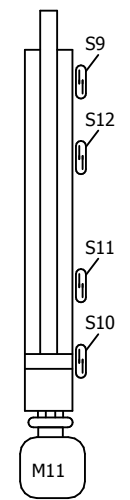


HYDRAULIKSCHEMA
HYDRAULIC DIAGRAM
SCHÉMA HYDRAULIQUE

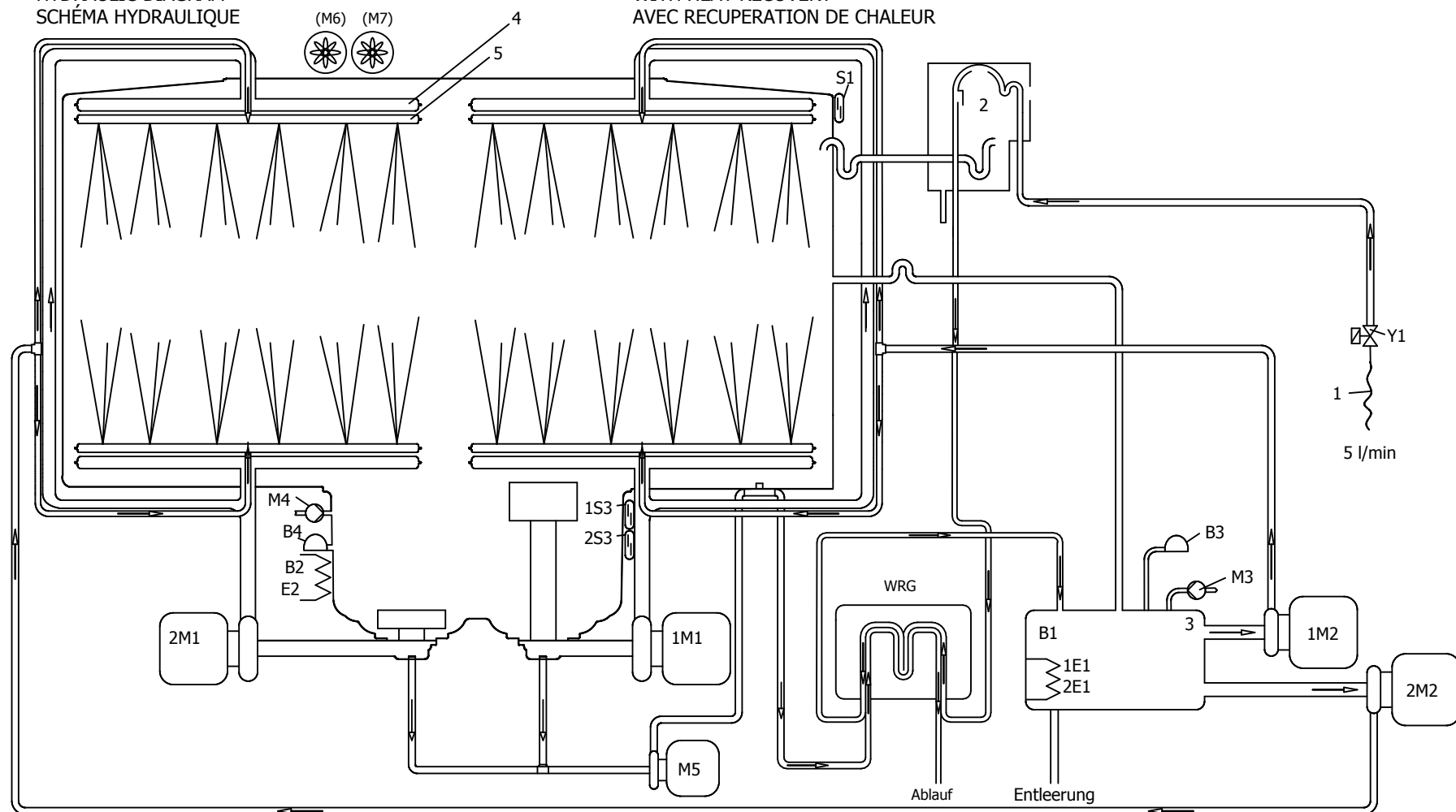


OHNE WAERMERUECKGEWINNUNG
WITHOUT HEAT RECOVERY
SANS RECUPERATION DE CHALEUR

HAUBENLIFT
HOODLIFT
CAPOT ASCENSEUR

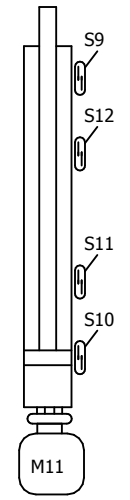


HYDRAULIKSCHEMA
HYDRAULIC DIAGRAM
SCHÉMA HYDRAULIQUE



MIT WAERMERUECKGEWINNUNG
WITH HEAT RECOVERY
AVEC RECUPERATION DE CHALEUR

HAUBENLIFT
HOODLIFT
CAPOT ASCENSEUR



Parts list

POSITION POSITION POSITION	MENGE QUANTITY QUANTITE	BMK REFERENCE REFERENCE	FUNKTIONSGRUPPE FUNCTIONAL GROUP GROUPE FONCTIONNEL	SEITE / PFAD PAGE / PATH PAGE / CHEMIN D'ACCÈS	ARTIKELNUMMER PART NUMBER NUMERO D'ARTICLE	TECHNISCHE DATEN TECHNICAL DATA CARACTERISTIQUES TECHNIQUES	BEZEICHNUNG PART NAME DESIGNATION
1	1	[A5]	[VAPOSTOP]	5 / 1	01-240262-001		TROCKNUNGSSTEUERUNG CONTROL DRYING COMMANDE SOUFFLERIE
2	1	[A5]-F1	[VAPOSTOP]	5 / 3	00-785539-033	F2A/250V AC, 5 X 20MM	FEINSICHERUNG MICROFUSE FUSIBLE
3	1	[A6]	[VAPOSTOP]	5 / 1	01-515061-001		TROCKNUNGSEINHEIT DRYING UNIT ENSEMBLE SOUFFLERIE
4	1	[C11]	[HOODLIFT]	5 / 9	01-539558-010	420V 8µF ±5%	KONDENSATOR CAPACITOR CONDENSATEUR
5	1	[M11]	[HOODLIFT]	5 / 9	01-539558-001	220-240V/1~/50(60)HZ 0,1 1KW 1.0(0.9)A	HAUBENLIFT ANTRIEB HOODLIFT MOTOR MOTEUR CAPOT ASCENSEUR
6	1	[S2]	[WATER SUPPLY]	4 / 1	01-515331-002	200 IMP/LTR.	FLUEGELRADSENSOR (WASSEREINLAUF KPL.) IMPELLER SWITCH CAPTEUR A AILETTES
7	1	[S2]	[UK WATER SUPPLY]	4 / 1	04-006346-001	200 IMP/LTR. AWECO (04-006343-001)	FLUEGELRADSENSOR (WASSEREINLAUF KPL.) IMPELLER SWITCH CAPTEUR A AILETTES
8	1	[S6]	[CHEM. SENSOR]	4 / 3	04-006166-001	250V/0,5A/50VA	SAUGLANZE REINIGER SUCTION LANCE CLEANER LANCE D'ASPIRATION PRODUIT DE NETTOYAGE
9	1	[S7]	[CHEM. SENSOR]	4 / 3	04-006166-002	250V/0,5A/50VA	SAUGLANZE KLARSPÜLER SUCTION LANCE RINSE AID LANCE D'ASPIRATION PRODUIT DE RINCAGE
10	1	[S8]	[HOODLIFT]	4 / 5	00-887015-001	1S, FRONTBEFESTIGUNG	KONTAKTELEMENT AUXILIARY BLOC BLOC AUXILIAIRE
11	1	[S8]	[HOODLIFT]	4 / 5	00-887015-012		BEFESTIGUNGSADAPTER FIXING ADAPTER ADAPTEUR DE FIXATION
12	1	[S8]	[HOODLIFT]	4 / 5	00-887015-023	OHNE TASTEPLATTE	DRUCKTASTER PUSH BUTTON BOUTON POUSSOIR
13	1	[S8]	[HOODLIFT]	4 / 5	00-887016-074	SYMBOL DOPPELPFEIL	TASTENPLATTE FÜR LEUCHTTASTER DISK FOR ILLUMINATED PUSH BUTTONS GRAVURE POUR POUSSOIR LUMINEUX
14	7	[S9]	[HOODLIFT]	4 / 5	01-515276-001	180V/0,5A/10VA	MAGNETSCHALTER REED CONTACT INTERRUPTEUR MAGNETIQUE
15		[S10]	[HOODLIFT]	4 / 5			
16		[S11]	[HOODLIFT]	4 / 4			
17		[S12]	[HOODLIFT]	4 / 4			
18		S1	DOOR/HOOD	4 / 1			
19		1S3	TANK	4 / 0			
20		2S3	TANK	4 / 0			
21	1	[W2]	[OPTION]	2 / 0	00-*MAKE*-000		EIGENFERTIGUNGSTEIL MAKE-PART PART MANUELL
22	2	[W20]	[OPTION]	5 / 6	01-539509-001		LEITUNGSSORTIMENT - PFK CABLE HARNESS - VFC FAISCEAU DE CABLES
23		[W20]	[OPTION]	5 / 7			
24	1	[W26]	[HOODLIFT]	5 / 8	04-005639-001		LEITUNGSSORTIMENT - HAUBENLIFT CABLE HARNESS - HOODLIFT FAISCEAU DE CABLES - CAPOT ASCENSEUR
25	1	[W29]	[VAPOSTOP]	5 / 0	04-005641-001		LEITUNGSSORTIMENT - VAPOSTOP CABLE HARNESS - VAPOSTOP FAISCEAU DE CABLES - VAPOSTOP
26	1	[W30]	[VAPOSTOP]	5 / 1	04-005641-002		LEITUNGSSORTIMENT - VAPOSTOP CABLE HARNESS - VAPOSTOP FAISCEAU DE CABLES - VAPOSTOP
27	1	[W31]	[VAPOSTOP]	5 / 1	04-005641-003		LEITUNGSSORTIMENT - VAPOSTOP CABLE HARNESS - VAPOSTOP FAISCEAU DE CABLES - VAPOSTOP
28	3	[W32]	[OPTION]	4 / 3	00-775620-003		ZUS. KABELBAUM CABLE HARNESS FAISSEAU
29		[W32]	[OPTION]	4 / 5			
30		[W32]	[OPTION]	5 / 6			

Parts list

POSITION POSITION POSITION	MENGE QUANTITY QUANTITE	BMK REFERENCE REFERENCE	FUNKTIONSGRUPPE FUNCTIONAL GROUP GROUPE FONCTIONNEL	SEITE / PFAD PAGE / PATH PAGE / CHEMIN D'ACCÈS	ARTIKELNUMMER PART NUMBER NUMERO D'ARTICLE	TECHNISCHE DATEN TECHNICAL DATA CARACTERISTIQUES TECHNIQUES	BEZEICHNUNG PART NAME DESIGNATION
31	1	[W35]	[OPTION]	5 / 5	01-539509-002		LEITUNGSSORTIMENT LOA CABLE HARNESS - SOFTENER FAISCEAU DE CABLES
32	5	[X50]	[OPTION]	/	00-785508-006	2POL. (WAGO 870-402)	BRUECKEN BRIDGE PONT
33		[X50]	[OPTION]	5 / 6			
34		X50	BRIDGE X50	2 / 9			
35		X50	[OPTION]	4 / 3			
36	7	[X50]	[OPTION]	5 / 6	00-785508-001	MAX. 24A, 2.5MM ² , GRAU/ GREY/GRIS	DOPPELSTOCKKLEMME DOUBLE FLOORED BINDER BORNE ETAGE DOUBLE
37		[X50]	[OPTION]	5 / 7			
38		[X50]	[OPTION]	5 / 6			
39		X50	CONTROL CIRCUIT	2 / 9			
40		X50	CONTROL	5 / 7			
41		X50	[OPTION]	4 / 3			
42	1	[Y2]	[WATER SUPPLY]	5 / 6	00-883658-002	220-240V/50-60HZ, 15L/MI N ±25%	MAGNETVENTIL SOLENOID VALVE ELECTROVANNE
43	1	A1	CONTROL PCB	3 / 0	04-006176-001		STEUERUNG VOLLBESTÜCKT CONTROL UNIT COMMANDE ELECTRONIQUE
44	2	A1-[1A3]	[OPTION]	3 / 0	04-006021-001		ERWEITERUNGSKARTE EXTENSION CARD EXTENSION DE COMMANDE
45		A1-[2A3]	[OPTION]	3 / 2			
46	2	A1-[3A4]	[OPTION]	3 / 3	04-006022-001		ERWEITERUNGSKARTE EXTENSION CARD EXTENSION DE COMMANDE
47		A1-[4A4]	[OPTION]	3 / 4			
48	1	A1-[5A5]	[OPTION]	3 / 5	04-006023-001		ERWEITERUNGSKARTE EXTENSION CARD EXTENSION DE COMMANDE
49	1	A2	HMI	3 / 6	04-006024-002		BEDIEN- UND ANZEIGEEINHEIT (BAE) OPERATION PANEL CLAVIER DE COMMANDE
50	2	B1	BOOSTER	4 / 2	00-775612-001	NTC	TEMPERATURFUEHLER TEMPERATURE PROBE SONDE DE TEMPERATURE
51		B2	TANK	4 / 2			
52	2	B3	BOOSTER	4 / 2	01-539157-001	0-50 MBAR ST560	DRUCKTRANSMITTER PRESSURE TRANSMITTER TRANSLATEUR DE PRESSION
53		B4	TANK	4 / 1			
54	1	B5	TANK	4 / 0	01-515020-001	3 LEITER ANSCHLUSS	TRUEBUNGSSENSOR OPACITY SENSOR CAPTEUR DE OPACITE
55	3	C5	TANK	4 / 3	00-226568-002	4µF	KONDENSATOR CAPACITOR CONDENSATEUR
56		1C2	RINSE	4 / 2			
57		2C2	RINSE	4 / 2			
58	2	1C1	WP 1 RIGHT SIDE	4 / 0	00-226568-013	16µF	KONDENSATOR CAPACITOR CONDENSATEUR
59		2C1	WP 1 LEFT SIDE	2 / 7			
60	1	E2	TANK	2 / 1	00-323949-002	254V / 3X1350W	HEIZELEMENT HEATING ELEMENT ELEMENT CHAUFFAGE

Parts list

POSITION POSITION POSITION	MENGE QUANTITY QUANTITÉ	BMK REFERENCE REFERENCE	FUNKTIONSGRUPPE FUNCTIONAL GROUP GROUPE FONCTIONNEL	SEITE / PFAD PAGE / PATH PAGE / CHEMIN D'ACCÈS	ARTIKELNUMMER PART NUMBER NUMERO D'ARTICLE	TECHNISCHE DATEN TECHNICAL DATA CARACTERISTIQUES TECHNIQUES	BEZEICHNUNG PART NAME DESIGNATION
61	2	1E1	BOOSTER	2 / 2	01-515258-001	250V/3X2420W	HEIZELEMENT ERHITZER HEATING ELEMENT BOOSTER ELEMENT CHAUFFAGE CHAUDIERE
62		2E1	BOOSTER	2 / 3			
63	1	F1	CONTROL CIRCUIT	2 / 8	00-775548-001	600V/10A/0,08-4MM ²	SICHERUNGSKLEMME MIT ENDPLATTE TERMINAL FUSE BORNE FUSIBLE
64	1	F1	CONTROL CIRCUIT	2 / 8	00-775570-001	500V/6,3A TRÄGE/6,3X32M M	FEINSICHERUNG MICROFUSE FUSIBLE
65	2	F1	CONTROL CIRCUIT	2 / 8	00-323981-001		ENDKLAMMER END CLEAT CLIP D` ARRET
66	1	K2	TANK	4 / 6	00-296926-002	240V -20/+10%, 50HZ AC3 :230V=4,0KW;400V=7,5K W	SCHUETZ CONTACTOR CONTACTEUR
67	3	K4	TANK	5 / 7	00-695521-062	240VAC, 50/60HZ, 20A/AC 3:4,0KW	SCHUETZ CONTACTOR CONTACTEUR
68		1K1	BOOSTER	4 / 3			
69		2K1	BOOSTER	5 / 6			
70	1	M3	DOSING	4 / 4	01-515269-006	230V, 50/60HZ, 1.6L/H 8W	DOSIERPUMPE KLARSPÜLER DOSING PUMP RINSE AID POMPE DE DOSAGE RINCAGE
71	1	M4	DOSING	4 / 1	01-515268-002	230V/50-60HZ/4,5-5,4W/2 1-23MA/3,0-3,6L/H	DOSIERPUMPE REINIGER DOSING PUMP DETERGENT POMPE DE DOSAGE LAVAGE
72	1	M5	TANK	4 / 3	00-775854-003	220-240V/1~/50(60)HZ 0,1 4KW 0,6A	PUMPE PUMP POMPE
73	2	1M1	WP 1 RIGHT SIDE	4 / 0	01-515765-001	220-240/50/1 3.2A 0.73KW 16µF	WASCHPUMPE WASHPUMP POMPE LAVAGE
74		2M1	WP 1 LEFT SIDE	2 / 7			
75	2	1M2	RINSE	4 / 2	01-515260-001	230V±10%/1~/50HZ 0,14 KW 0,60A	SPUELPUMPE RINSEPUMP POMPE RINCAGE
76		2M2	RINSE	4 / 2			
77	1	RC6	CONTROL CIRCUIT	2 / 7	00-301853-000	250V, 220OHM, 0.22µF	RC-GLIED RC ELEMENT ELEMENT RC
78	1	W1.0	SUPPLY [VERSION A]	2 / 0	00-374332-008	H07RN-F 5G4 (4.0M)	ANSCHLUSSKABEL CONNECTION CABLE CABLE DE RACCORDEMENT
79	1	W5	HMI	3 / 9	04-006258-002		LEITUNGSSORTIMENT - BAE-STEUERUNG CABLE HARNESS FAISCEAU DE CABLES
80	1	W10	POWER CIRCUIT	2 / 6	01-539505-001		LEITUNGSSORTIMENT - EINSPEISUNG CABLE HARNESS - SUPPLY FAISCEAU DE CABLES
81	1	W11	CONTROL CIRCUIT	2 / 1	04-005634-001		LEITUNGSSORTIMENT - STEUERSTROMKREIS CABLE HARNESS FAISCEAU DE CABLES
82	1	W13	POWER CIRCUIT	2 / 2	04-005638-002		LEITUNGSSORTIMENT - SCHÜTZABGANG CABLE HARNESS - CONTACTOR OUT FAISCEAU DE CABLES SORTIES DE CONTACTEUR
83	6	W15	POWER CIRCUIT	2 / 2	00-227073-095	BK, H07V2-K 2.5MM ² ,	BRUECKEN BRIDGE PONT
84		W16	POWER CIRCUIT	2 / 3			
85		W17	STARBRIDGE 1E2	2 / 1			
86	1	X0	POWER SUPPLY	/	00-774055-001	450V/40A/MAX. 6MM ²	ANSCHLUSSBLOCK CONNECTING BLOCK BLOC DE RACCORDEMENT
87	1	X0	MAIN TERMINAL	2 / 1	00-323979-005	MAX. 800V, 57A, 0.2-10MM ² , BLAU/BLEU/BLEU	REIHENKLEMME TERMINAL BLOCK BORNIER
88	1	X0	MAIN TERMINAL	2 / 1	00-323979-006	10MM ² , BIS 800V	SCHUTZLEITERKLEMME PROTECTIVE TERMINAL BORNIER DE TERRE
89	1	1XE0	SUPPLY	2 / 1	00-695509-003	<63A	ANSCHLUSSBLOCK CONNECTING BLOCK BLOC DE RACCORDEMENT
90	2	1XE1	SUPPLY	2 / 1	00-785429-012	63A, 690V AC, 2 X 3POL., L C1D-LC1K	DREHSTROMADAPTER THREE PHASE LINK JEU DE BARRES TRIPHASE

